



# 2008-2009 GMT Quarterly Report for District (or Undistricted) District 104 C



GMT: **JON BJARNI THORSTEINSSO**

Location: **NORWAY**

GMT CA: **4**

## CLUBS

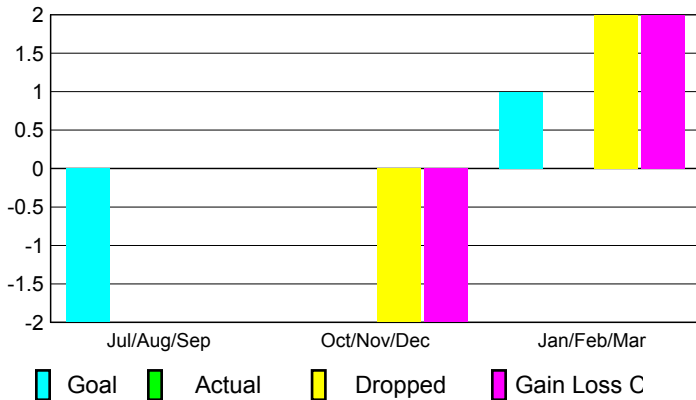
### Club Results 2008-2009

### Clubs 2007-2008

| Month         | New Club Goal | Actual New Clubs | Actual Dropped Clubs | Gain/Loss of Clubs | Gain/Loss of Clubs |
|---------------|---------------|------------------|----------------------|--------------------|--------------------|
| Jul/Aug/Sep   | -2            | 0                | 0                    | 0                  | 0                  |
| Oct/Nov/Dec   | 0             | 0                | -2                   | -2                 | -1                 |
| Jan/Feb/Mar   | 1             | 0                | 2                    | 2                  | 0                  |
| <b>Totals</b> | <b>-1</b>     | <b>0</b>         | <b>0</b>             | <b>0</b>           | <b>-1</b>          |

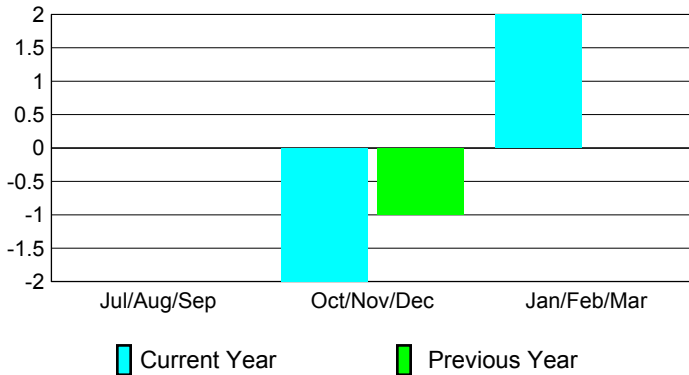
### Club Results 2008-2009

Goal, New, Dropped, Gain/Loss



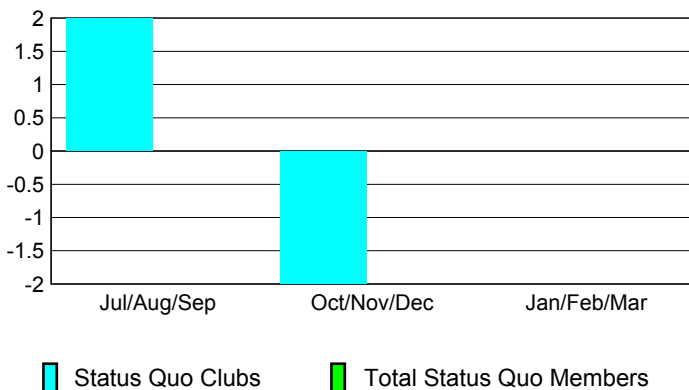
### Comparison of Club Gain/Loss

Current Year Compared to the Previous Year



### YTD Status Quo Clubs 2008-2009

Status Quo Clubs Compared to Status Quo Members



## MEMBERSHIP

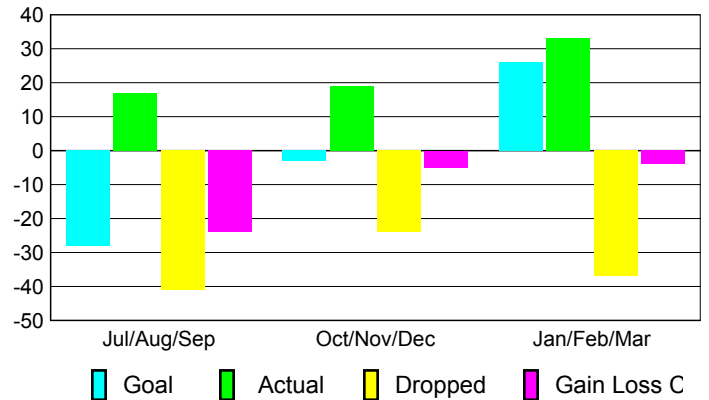
### Membership Results 2008-2009

### Membership 2007-2008

| Month         | Net Memb Goal | Actual New Memb | Actual Dropped Memb | Gain/Loss of Memb | Gain/Loss of Memb |
|---------------|---------------|-----------------|---------------------|-------------------|-------------------|
| Jul/Aug/Sep   | -28           | 17              | -41                 | -24               | -11               |
| Oct/Nov/Dec   | -3            | 19              | -24                 | -5                | -14               |
| Jan/Feb/Mar   | 26            | 33              | -37                 | -4                | -8                |
| <b>Totals</b> | <b>-5</b>     | <b>69</b>       | <b>-102</b>         | <b>-33</b>        | <b>-33</b>        |

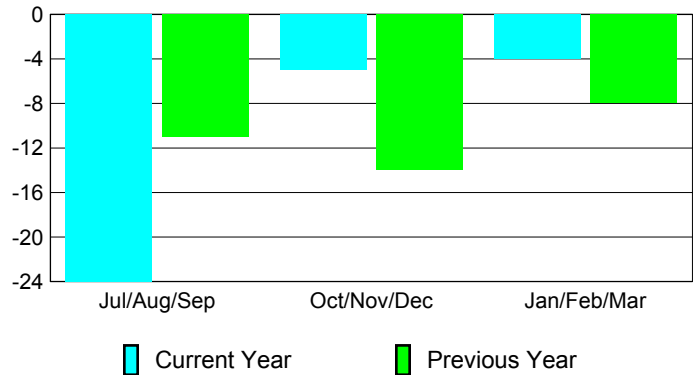
### Membership Results 2008-2009

Goal, New, Dropped, Gain/Loss



### Comparison of Membership Gain/Loss

Current Year Compared to the Previous Year



### Gender Comparison 2008-2009

